Sensor coordinate frame

Axes follow the enclosure marking. Published axes follow the selected FLU, FRD or legacy convention.

UNDERSIDE VIEW

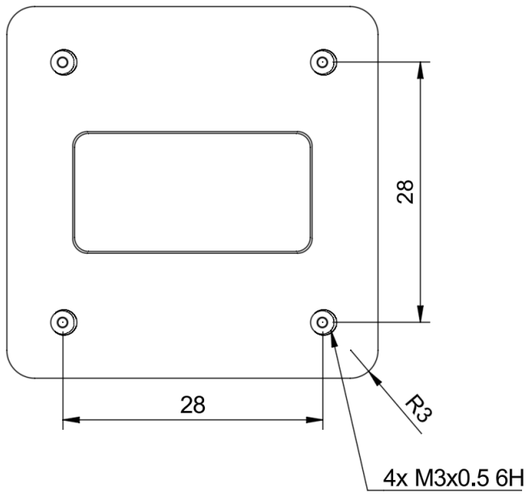

ISOMETRIC VIEW

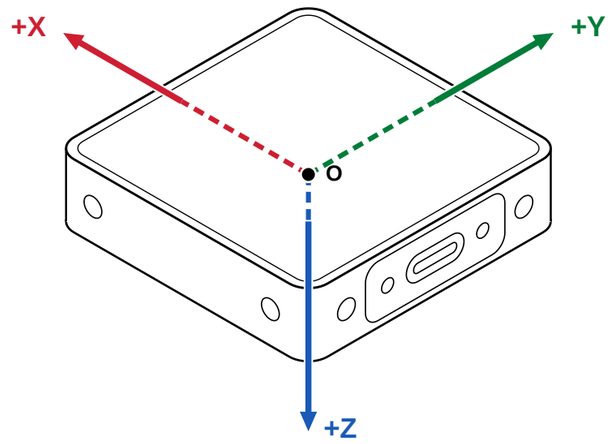

TOP VIEW / LOCKING USB-C CABLE

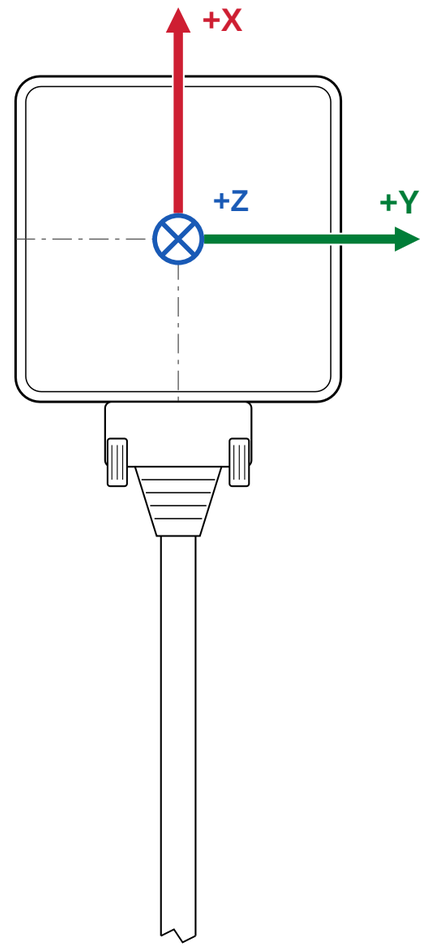

CABLE SHOWN SCHEMATICALLY

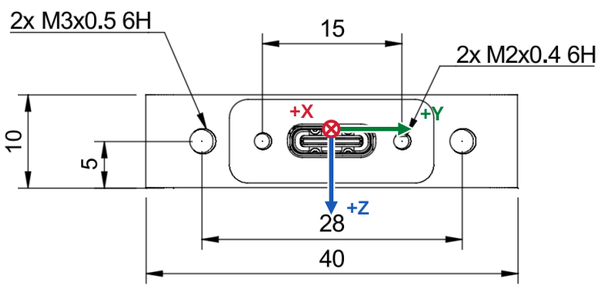

USB-C FACE VIEW

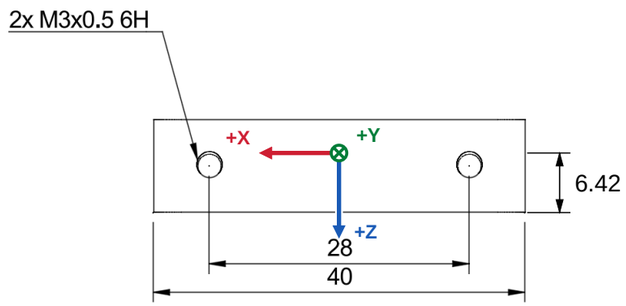

SIDE VIEW / USB-C FACE TO RIGHT

FRAME DEFINITION

The plan position of O is shown schematically at the housing center.
O is 6.42 mm above the bottom mounting face.

+X Away from USB-C **+Y** Right facing USB-C **+Z** Toward mounting face

⊗ Into the view – – – Inside the case

olive® ROBOTICS	OLIVE ROBOTICS GMBH / ENGINEERING **olixSense™ X1 Pro**			
DOCUMENT NUMBER **OLV-ENG-X1P-ASM-001**	DOCUMENT TYPE **Assembly drawing**	STATUS **For review**		
REVISION **B**	REVISION DATE **2026-11-21**	APPROVAL **Pending**	SIZE / UNITS **A3 / mm**	SHEET **01 / 01**