Virtual sensor coordinate frame

Fused motion data are referenced to the virtual board-center origin. Output axes follow the configured FRD or FLU convention.

UNDERSIDE VIEW

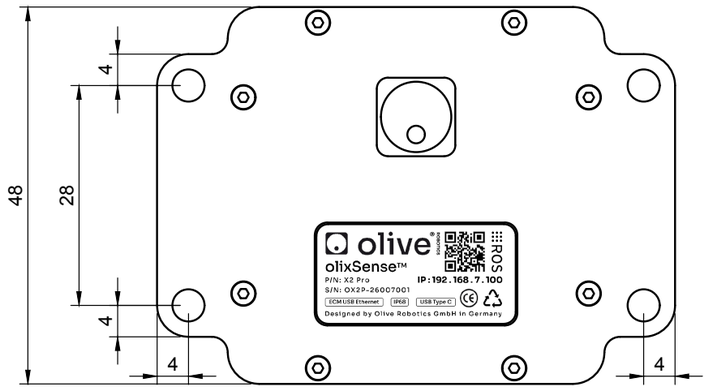

ISOMETRIC VIEW

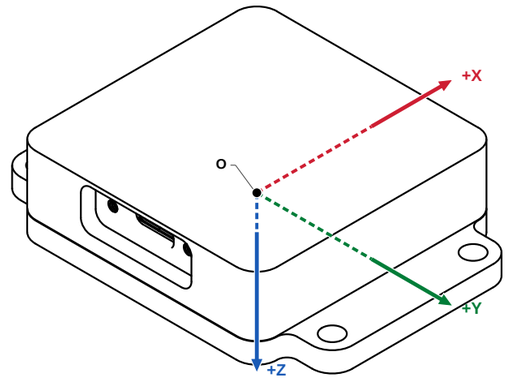

TOP VIEW / CABLE FITTED

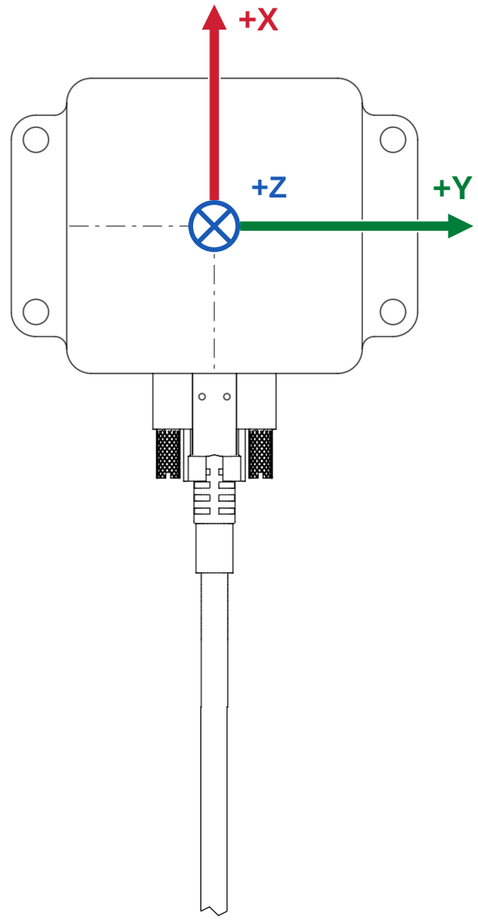

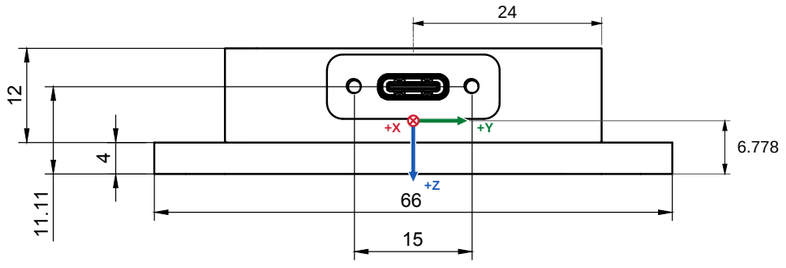

USB-C FACE VIEW

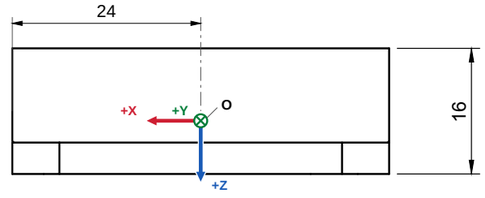

SIDE VIEW / USB-C FACE TO RIGHT

FRAME DEFINITION

Virtual origin O is centered in plan, 24 mm from each case face.
O is 6.778 mm above the bottom mounting face.

+X Away from USB-C **+Y** Right when facing USB-C **+Z** Toward mounting face

⊗ Into the view – – – Dashed segments run inside the assembly.

olive® ROBOTICS

OLIVE ROBOTICS GMBH / ENGINEERING

olixSense™ X2 Pro

DOCUMENT NUMBER	DOCUMENT TYPE	STATUS
OLV-ENG-X2P-ASM-001	Assembly drawing	For review

REVISION	REVISION DATE	APPROVAL	SIZE / UNITS	SHEET
C	2026-11-21	Pending	A3 / mm	01 / 01