



# olixSense™ X1 Pro IMU / AHRS / MPU

Embedded AI Fusion | Triple Redundant | USB Type-C Interface | ROS Native



olixAI™  
Embedded AI Sensor Fusion



Triple  
3-Axis  
Gyroscope



Triple  
3-Axis  
Accelerometer

Technical Document No. 1756318141 | SKU# OLVX-X1-TIMU-USB-PXX | Revision V0.1 - Aug 2025

**Olive Robotics GmbH**  
Daimlerstrasse 7, 85521 Ottobrunn, Germany

© 2025 Olive Robotics GmbH - All rights reserved.



[www.olive-robotics.com](http://www.olive-robotics.com)  
[contact@olive-robotics.com](mailto:contact@olive-robotics.com)



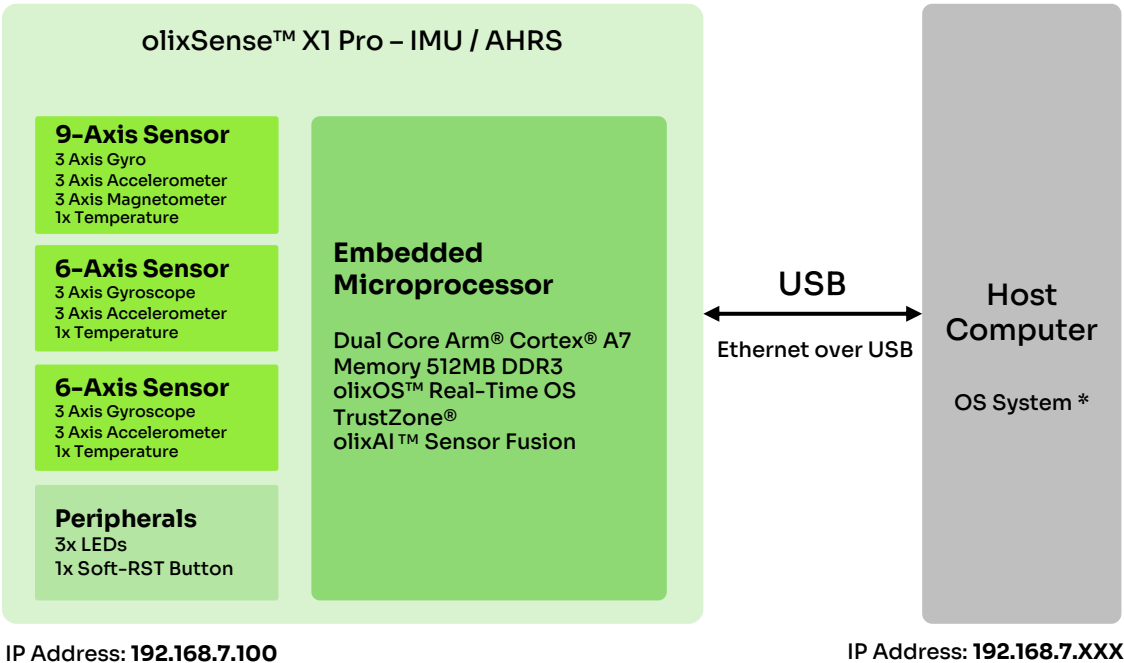
Figure 1: olixSense™ X1 Pro – IMU/AHRS/MPU

Sensor Description

The olixSense™ X1 Series stands at the forefront of inertial measurement technology, specifically engineered for high-performance robotics. Featuring native ROS 2 support through DDS protocol, it delivers seamless integration and real-time data synchronization. This IMU combines redundant sensor fusion with high frame rates and advanced filtering techniques, offering unmatched precision and reliability for dynamic robotic applications across various industries.

Sensor System Architecture

Figure 2: System Architecture

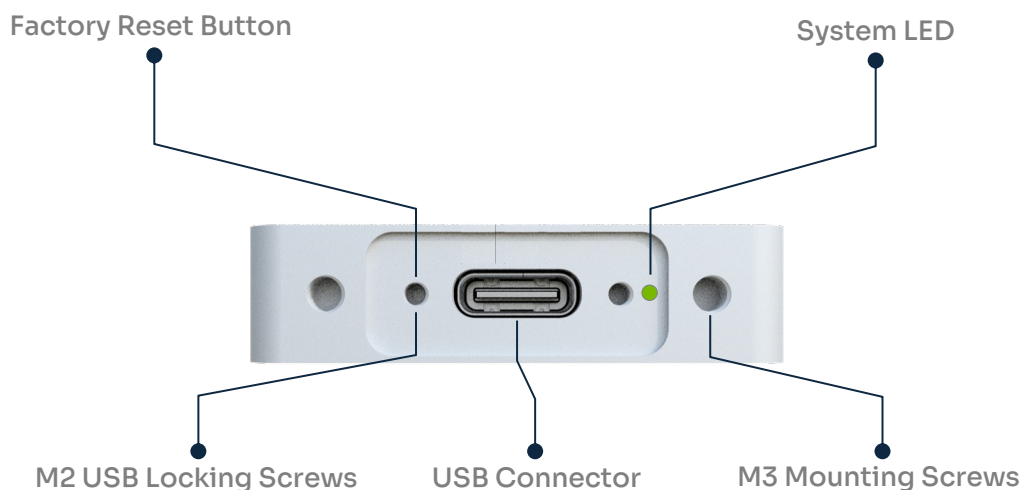


\* This device does not require any additional driver installation; please verify compatibility before use.

## Key Features

- Native ROS 2 Support:** Out-of-the-box compatibility with ROS 2 and DDS (Data Distribution Service) ensures easy integration and robust data handling within robotics ecosystems.
- Industry-Proven Inertial Sensors:** Equipped with high-precision accelerometers, gyroscopes, and a magnetometer to deliver accurate motion and orientation data.
- Redundant Sensor Fusion:** Features triple MEMS accelerometers and gyroscopes, plus a magnetometer for enhanced data integrity and error minimization.
- Ethernet over USB Interface:** Offers a reliable and high-speed connection, simplifying the setup and data transmission processes.
- Low-Latency Sensor Synchronization:** Achieves synchronization speeds of less than 0.1 milliseconds, critical for real-time applications requiring fast and precise sensor data integration.
- High Frame Rate:** Supports up to 1000 Hz of filtered data output, facilitating smooth and detailed motion tracking.
- Advanced EKF Filter and AI Fusion:** Employs Extended Kalman Filtering and artificial intelligence techniques to optimize data accuracy and provide superior motion analysis capabilities.
- Embedded Real-time Linux Kernel:** Runs on olixOS™, a customizable and programmable real-time Linux kernel developed by Olive Robotics, designed to enhance operational efficiency and adaptability in dynamic setups.

Figure 3: Sensor Interface



Applications

The olixSense™ X1 is versatile and can be effectively utilized across a wide range of robotics applications:

- **Autonomous Vehicles:** Enhances navigation and stability in self-driving cars, drones, and unmanned aerial vehicles (UAVs) by providing critical real-time data for obstacle avoidance, path planning, and vehicle control.
  - **Industrial Automation:** Improves precision and efficiency in robotics systems used in manufacturing, assembly, and material handling, ensuring seamless and accurate automation processes.
  - **Marine Robotics:** Supports underwater vehicles and systems with robust inertial data necessary for depth control, orientation, and navigation in challenging aquatic environments.
  - **Wearable Robotics:** Integral to the development of exoskeletons and other wearable technologies, providing the necessary motion tracking to augment human movement accurately.
  - **Mobile Robotics:** Ideal for robots operating in dynamic environments such as warehouses and logistic centers, offering essential data to execute complex tasks like load balancing and terrain adaptation.
  - **Research and Development:** Serves as a critical tool in academic and commercial R&D projects, facilitating the exploration and development of innovative robotics applications and technologies.
- Each of these applications benefits significantly from the olixSense™ IMU/AHRS’s advanced sensor fusion technology, high frame rates, and low-latency synchronization, making it a key component in advancing the capabilities and performance of robotic systems.

Sensor Specifications

The olixSense™ X1 is equipped with high-performance sensors designed to provide precise and reliable data across various robotics applications. Below are the general specifications of the module:

Table 1: System performance

AHRS Accuracy	Specification
Roll, Pitch (Stationary, AHRS Mode)	± 0.15°
Roll, Pitch (Dynamic, AHRS Mode)	± 0.5°
Roll, Pitch (Stationary, IMU Mode, ODR Rate 1000 Hz)	± 0.2°
Roll, Pitch (Dynamic, IMU Mode, ODR Rate 1000 Hz)	± 0.5°
Heading (Static, AHRS Mode) *	± 0.2°
Heading (Dynamic, AHRS Mode) *	± 0.5° & ±0.05 dps
Heading (Static, IMU Mode, ODR Rate 1000 Hz) *	± 0.5°
Heading (Dynamic, IMU Mode, ODR Rate 1000 Hz) *	± 0.5° & ±0.1 dps

Table 2: Physical and electrical

Weight	36g
Size	40.0 mm x 40.0 mm x 10.0 mm
Power Consumption	0.9 W (Typical), 1.8 W (Max)
Operating Voltage	4.6 to 5.5 VDC (USB PD 2.0 Standard)
Operating Temperature	-10°C to 55°C
Interface LEDs	1x (Heartbeat, User, System)

\* The heading accuracy depends on sensor configuration and calibration. A fully calibrated sensor and ideal tilt compensation are assumed.

Table 3: IMU sensor details

Specification	Accelerometer	Gyroscope	Magnetometer
Range	± 4g, 8g, 16g	± 250 °/s, 500 °/s, 1000 °/s	± 1300 µT
Resolution	16-bit or 0.06 mg/LSB	16-bit or 0.004 dps/LSB	16-bit
Sensitivity	2048 LSB/g @ ±16 g	262.1 LSB/dps @ ±125 deg/sec	± 0.3 µT
Sensitivity Tolerance	±4 % @Ta=25°C, gFS2g	±3 % @ Ta=25°C, RFS2000	±0.03% @ After API compensation - 40°C ≤ TA ≤ +85°C Nominal VDD supplies
Zero-rate Offset	±20 mg	±0.5 dps	-
Output Noise Density	160 µg/√Hz	0.008 dps/√Hz	-
Zero-g Offset (x,y,z)	±150 mg @ gFS2g, TA=25°C, nominal VDD supplies, over life-time	+3 dps @ Nominal VDD supplies T A =25°C, Slow and fast offset cancellation off	-
Nonlinearity	0.5 %FS @ TA=25°C, nominal VDD, best fit straight line gFS2g	0.01 %FS @ TA=25°C, nominal VDD, best fit straight line RFS250, RFS2000	1.2 %FS @ best fit straight line

Table 4: Interface connection

Connector	USB Type-C
Communications Interface	Ethernet Over USB
Output Data Rate (Raw and Fused Data)	1-1000 Hz
Protocols (DDS)	rmw_fastrtps_cpp rmw_cyclonedds_cpp Upgradable to: rmw_connext_cpp & rmw_zenoh

Table 5: ROS 2 topics and services

Topic/Service Name	Type	Description
/imu	<a href="#">sensor_msgs/Imu</a>	Acc, Gyro, Quaternion
/acceleration	<a href="#">geometry_msgs/msg/AccelStamped</a>	Gravity Compensated Accel
/magneticfield	<a href="#">sensor_msgs/MagneticField</a>	Magnetic Field
/velocity	<a href="#">geometry_msgs/msg/TwistStamped</a>	Relative Velocity
/temperature	<a href="#">sensor_msgs/msg/Temperature</a>	Sensor Temperature
/status	<a href="#">diagnostic_msgs/msg/DiagnosticStatus</a>	Sensor Status

Figure 4: Mechanical Overview

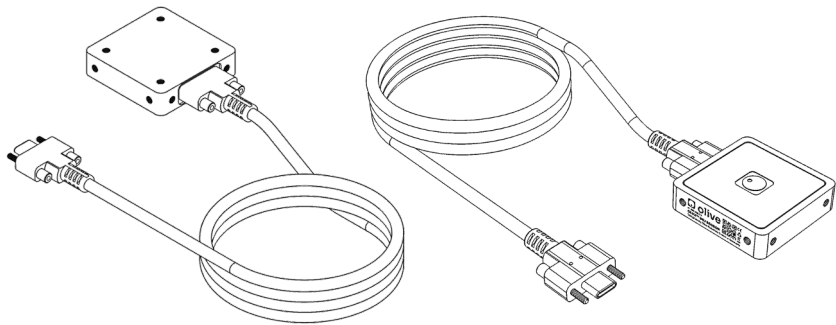


Figure 5: Physical Dimensions

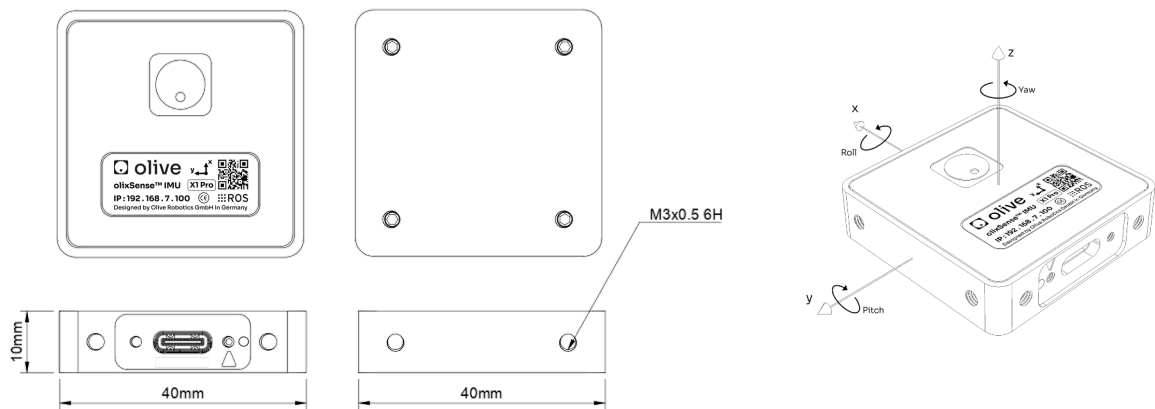
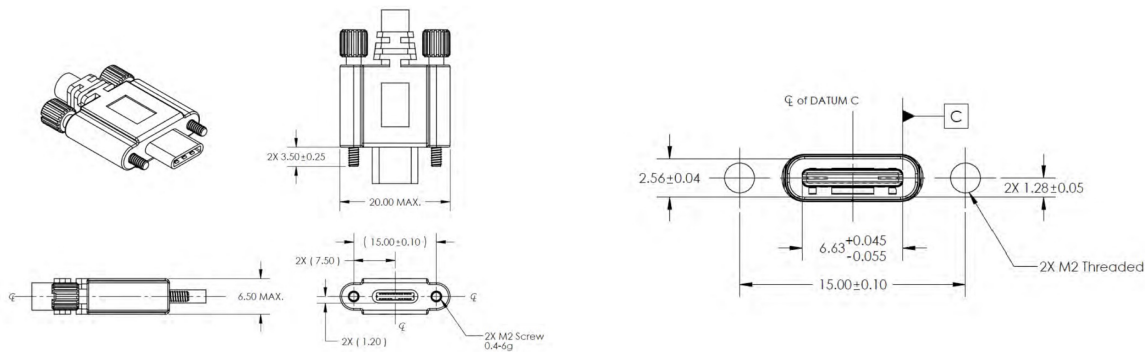


Figure 6: USB Connector Specification



**Olive Robotics GmbH**

Daimlerstrasse 7, 85521 Ottobrunn, Germany

**[www.olive-robotics.com](http://www.olive-robotics.com)****[contact@olive-robotics.com](mailto:contact@olive-robotics.com)**

Technical Document No. 1756318141 | SKU# OL VX-X1-TIMU-USB-PXX | Revision V0.1 - Aug 2025

Disclaimer - This document and the information contained herein are provided by Olive Robotics GmbH ("Olive Robotics") for informational purposes only. While every effort has been made to ensure the accuracy and reliability of the content at the time of publication, all information is provided "as is", without warranties of any kind, either express or implied, including but not limited to warranties of merchantability, fitness for a particular purpose, non-infringement, or accuracy. No representation is made, and no liability is assumed, for the completeness, accuracy, or reliability of the information, specifications, figures, or performance characteristics described herein. Users are solely responsible for evaluating the suitability of the information and the products described for their intended use. Olive Robotics reserves the right to modify, correct, enhance, or otherwise amend its products, specifications, documentation, and this publication at any time and without prior notice. This document supersedes all prior documentation relating to the subject matter contained herein. Use of any Olive Robotics product must comply with all applicable laws, standards, and regulations, and is subject to the terms and conditions of sale and/or licensing in effect at the time of purchase or use. For the latest version of this document or for additional product support, please visit [www.olive-robotics.com](http://www.olive-robotics.com) or contact an authorized representative of Olive Robotics GmbH.